




**SOPPEC**  
LINE

[www.soppec.com](http://www.soppec.com)





Whether used to structure space, delimit an area or to optimise traffic flows, the domains where efficient and effective line marking is essential are both wide and varied. These can range from factories and warehouses where they are needed to ensure current labour regulations are respected and to improve safety by reducing transport risks, to marking-out sports fields or private car parks.

The Soppec Line range of marking solutions is designed to meet all these needs with its purpose-designed application accessories and aerosol spray paints.

|   |           |
|---|-----------|
| <b>LINE MARKING PAINTS</b> .....                      | <b>4</b>  |
| TRACING .....   | 6         |
| TRACING PLUS .....                                    | 8         |
| TRACING SPORT .....                                   | 10        |
| PROTECT LINE .....                                    | 12        |
| <b>MARKING PAINTS AND ACCESSORIES</b> .....           | <b>14</b> |
| LINE MARKING TROLLEYS .....                           | 15        |
| 4 WHEEL TROLLEYS WITH STORAGE FOR AEROSOLS CANS ..... | 15        |
| TRACING SPORT TROLLEYS .....                          | 16        |
| PLASTIC HANDLE .....                                  | 17        |
| STENCILS .....  | 17        |
| <b>COMMON USES</b> .....                              | <b>18</b> |



## LINE-MARKING PAINT

.....

The line marking paints designed by Soppec meet the multiple requirements of durable, high-performance marking.

Whether the lines are to be marked indoors or out, the TRACING products by Soppec Line provide the solution for the vast majority of needs.

.....

### THE ENVIRONMENT AND SAFETY

- Our products are designed without CMR compounds (carcinogenic, mutagenic and toxic...) to reproduction substances of class 1A, 1B & 2 above 0.1%
- Without Hexan et Methanol, Toluen et Xylen
- Without heavy metals such as Lead (Pb), Cadmium (Cd), ...
- Without Environmental Hazard statement n° 412 : "toxic to aquatic organisms long-term damage to the ecosystem"
- Our labels are in compliance with EU regulation n° 1272/2008 and with its adaptation

**ADVANTAGES**

- Use head down, adjust the position of the aerosol in the equipment used to give an application height that produces the desired line width.
- **BEFORE USE:** Shake the can vigorously in an upside down position to thoroughly mix the paint, continue shaking even after having clearly heard the ball bearings.
- **AFTER USE:** Purge head up (until gas only comes out) to clean the valve and nozzle.



**QSE CERTIFIED MANAGEMENT SYSTEM**

.....

Our integrated QSE management system is based on three ISO 9001 certifications for Quality, ISO 14001 for the Environment and OHSAS 18001 for Health and Safety.

Within these three complementary fields, SOPPEC’s own approach is based on risk analysis and prevention, continuous performance improvement, regulatory compliance and customer satisfaction.

Since 2004, our triple certification has been successfully renewed every 3 years.

The range is adapted to the needs for precision, visibility and durability.

**STORAGE & HANDLING**

.....

Aerosols should be stored at a temperature of between 15°C and 25°C and between 50% and 60% relative humidity.

Storage time before use, if stored correctly as above : 4 years

Do not expose to temperatures above 50°C.

Keep away from sources of ignition, heat and sunlight.

As with any other handling and storage operations, NO SMOKING is very strongly recommended.

**PACKAGING INFORMATION**

.....

Aerosols of 650 ml gross volume and a net volume of 500 ml/ Tracing 500ml are delivered on film-wrapped palettes of 75 boxes, each box containing 12 aerosols.

All Aerosols of 1000 ml gross volume and 750ml net volume, (Tracing 750, Tracing Plus and Tracing Sport) are delivered on film-wrapped palettes of boxes, each box containing 6 aerosols.

# TRACING

12 MONTHS

## LINE MARKING PAINT [500 and 750ml]

TRACING® line marking paint is used to mark-out surfaces and optimise traffic flows both indoors and out: logistics warehouses, sports centres, grass sports fields, cycle paths or car parks.

TRACING® is ideal for marking-out floors and other ground surfaces in low-traffic areas.

The 750ml offers the best value for money for outdoor marking.

C'est le meilleur compromis qualité/coût pour des marquages en extérieur.

**WHITE**  
500ML I51600  
750ML I51800



**BLUE**  
500ML I51601  
750ML I51801



**YELLOW**  
500ML I51602  
750ML I51802



**BLACK**  
500ML I51603  
750ML I51803



**RED**  
500ML I51604  
750ML I51804



**GREEN**  
500ML I51605  
750ML I51805



| Line width 4 cm to 10cm | 1 x 500 ml aerosol |         | 1 box of 12 x 500 ml aerosols |         | 1 x 750 ml aerosols |         |
|-------------------------|--------------------|---------|-------------------------------|---------|---------------------|---------|
|                         | 1 coat             | 2 coats | 1 coat                        | 2 coats | 1 coat              | 2 coats |
| One slow application    | 50m                | 25m     | 600m                          | 300m    | 100m                | 50m     |
| Rapid application       | 75m                | 37m     | 900m                          | 450m    | 150m                | 75m     |



## PROPERTIES

- Excellent adhesion.
- Good weather resistance and fast drying: 15 to 20 minutes or less.
- Crisp, sharp lines thanks to its purpose-designed nozzle.
- Marking duration: approximately 12 months, depending on the application surface, usage and wear.
- Application temperature: from +5°C to 50°C.

## SPECIFICATIONS

### Composition

Binder: acrylic

Pigments: mineral and organic, lead and cadmium-free

Solvents: a complex blend free from chlorinated solvents and aromatic compounds (toluene, xylene, etc)

Propellant: a specific mix of isobutane and propane

### Application method

Manually or using our application equipment (4-wheel marking trolley, hand gun, see page 15)  
Drying Time: 15 to 20 min

### Health and safety

Safety data sheets are available free of charge on the internet: [www.quick-fds.com](http://www.quick-fds.com)  
CLP labelling with a single pictograph.



### Recommendation for use

- **Use head down, adjust the position of the aerosol in the equipment used to give an application height that produces the desired line width.**
- **BEFORE USE:** Shake the can vigorously in an upside down position to thoroughly mix the paint, continue shaking even after having clearly heard the ball bearings.
- **AFTER USE:** Purge head up (until gas only comes out) to clean the valve and nozzle.

## GENERAL CONDITIONS FOR USE

Whatever the nature of the surface, the following conditions are essential for the optimal application of TRACING®

Correct preparation of the surface to be painted is imperative to obtain excellent paint adhesion. Thoroughly clean the surface to ensure that it is free from dust, dirt, grease, etc.

Relative humidity should be between 10% and 50%.

The application temperature should not be below 5°C.

For a good quality line, the first coat should be applied quickly (print layer); on the other hand, the second and optional third coats should be applied more slowly to obtain the desired coverage.

### Recommendations by surface type:

#### • CONCRETE

Before applying Tracing® to a new concrete surface, allow a minimum of 3 to 4 weeks for complete drying (French building trades standards) and the elimination of acidity.

#### • ASPHALT

It is advisable to wait at least 15 days before line-marking a new asphalt surface in order to avoid any alteration to the quality of the marking.

- Special conditions applicable to "synthetic" (plastic, PVC, varnishes) and painted (epoxy, PU) floor surfaces.

In this domain, there are several different types of paint and the paint used for the floor may be incompatible with TRACING® (resulting in poor adhesion). We therefore recommend carrying out a test beforehand for these specific types of surface.

Lines can be given a protective coating of our PROTECT LINE varnish (see page 12) for improved longevity and dirt resistance.





# TRACING PLUS

12 MONTHS

## TRACING® PLUS LINE MARKER “HIGH PERFORMANCE”

NSF certified for use by the food industry.

Being particularly dirt-resistant, it is ideal for marking lines in high-traffic areas such as factory floors and logistics warehouses.

With its 750 ml packaging, TRACING® PLUS offers durable and economical marking, notably indoors. NSF certified to comply with use in food processing facilities.

WHITE  
I51700

BLUE  
I51701

YELLOW  
I51702

BLACK  
I51703

RED  
I51704

GREEN  
I51705

ORANGE  
I51706

GREY  
I51707



| Line width 4 cm to 10cm | 1 x 750 ml aerosol |         |
|-------------------------|--------------------|---------|
|                         | a single coat      | 2 coats |
| One slow application    | 100M               | 50m     |
| Rapid application       | 150m               | 75m     |



**PROPERTIES**

- Excellent adhesion and high resistance to mechanical wear.
  - Excellent resistance to dirt.
  - Crisp, sharp lines thanks to its purpose-designed nozzle.
  - Rapid drying: approximately 15 to 20 min.
  - Marking duration: approximately 12 months, depending on the application surface, usage and wear.
  - Application temperature: from +5°C to 50°C.
  - **NSF “non-food compound” certified**, usable in food storage areas or where food products are manufactured.
- NSF is the most know organism over the World.  
Registration number 149 448. Catregory code P1.

**SPECIFICATIONS**

**Composition**

Binder: acrylic and alkyd urethane blend  
Pigments: mineral and organic, free from lead and cadmium  
Solvents: a complex blend free from chlorinated solvents and aromatic compounds (toluene, xylene, etc)  
Propellant: dimethyl ether

**Application method**

Manually or using our application equipment (4-wheels marking trolley, hand gun, see page 15)  
Drying Time: 15 to 20 min

**Health and safety**

Safety data sheets are available free of charge on the internet: [www.quick-fds.com](http://www.quick-fds.com)  
CLP labelling with a single pictograph



**GENERAL CONDITIONS FOR USE**

Whatever the nature of the surface, the following conditions are essential for the optimal application of TRACING® PLUS:  
Correct preparation of the surface to be painted is imperative to obtain excellent paint adhesion.  
Thoroughly clean the surface to ensure that it is free from dust, dirt, grease, etc.  
Relative humidity should be between 10% and 50%.  
The application temperature should not be below 5°C.  
For a good quality line, the first coat should be applied quickly (print layer); on the other hand the second and optional third coats should be applied more slowly to obtain the desired coverage.

**Recommendations by surface type:**

- **CONCRETE**  
Before applying TRACING PLUS® to a new concrete surface, allow a minimum of 3 to 4 weeks for complete drying (French building trades standards) and the elimination of acidity.
- **ASPHALT**  
It is advisable to wait at least 15 days before line-marking a new asphalt surface in order to avoid any alteration to the quality of the marking.
- **Special conditions applicable to “synthetic”** (plastic, PVC, varnishes) and painted (epoxy, PU) floor surfaces.  
In this domain, there are several different types of paint and the paint used for the floor may be incompatible with TRACING® PLUS (resulting in poor adhesion). We therefore recommend carrying out a test beforehand for these specific types of surface.  
Lines can be given a protective coating of our PROTECT LINE varnish (see page 12) for improved longevity and dirt-resistance.

**RECOMMENDATIONS FOR USE**

- Use head down, adjust the position of the aerosol in the equipment used to give an application height that produces the desired line width.
- **BEFORE USE:** Shake the can vigorously in an upside down position to thoroughly mix the paint, continue shaking even after having clearly heard the ball bearings.
- **AFTER USE:** Purge head up (until gas only comes out) to clean the valve and nozzle.

# TRACING SPORT

12 MONTHS

## TRACING® SPORT [750 ml]

TRACING® Sport, the line marking solution specifically designed for multisport grass sports fields. TRACING® Sport is available as a 750 ml aerosol (net volume) and meets the most demanding requirements for high quality marking. TRACING® Sport is applied using a marking trolley specifically designed for grass sports fields:

**WHITE**  
151800SP0



**BLUE**  
151801SP0



**YELLOW**  
151802SP0



**BLACK**  
151803SP0



**RED**  
151804SP0



**GREEN**  
151805SP0



| Line width 4 cm to 10cm | 1 x 750 ml aerosol |         |
|-------------------------|--------------------|---------|
|                         | a single coat      | 2 coats |
| One slow application    | 75m                | 37m     |
| Rapid application       | 110m               | 55m     |



**PROPERTIES**

.....

- Crisp and precise marking thanks to its purpose-designed nozzle
- Rapid drying (15-20 min)
- Excellent coverage
- Specially-designed formulation that will not damage the grass
- Weatherproof for long-term marking
- Temperature of use: +5° to 50°C

**SPECIFICATIONS**

.....

**Composition**

Binder: acrylic  
Pigments: mineral and organic, free from lead and cadmium  
Solvents: a complex blend free from chlorinated solvents and aromatic compounds (toluene, xylene, etc)  
Propellant: a specific mix of isobutane and propane

**Application method**

Manually or using our application equipment (4 wheel marking trolley, see page ..)  
Drying Time: 15 to 20 min

**Health and safety**

Safety data sheets are available free of charge on the internet: [www.quick-fds.com](http://www.quick-fds.com)  
CLP labelling with a single pictograph



**GENERAL CONDITIONS FOR USE**

.....

For a good quality line, the first coat should be applied quickly (print layer); however the second and optional third coats should be applied more slowly to obtain the desired coverage.  
For maximum visibility, a 2-coat application (with a rapid first application) is recommended.  
Marking applied to wet or damp grass will have a shorter life.  
Whenever possible apply to dry ground.

**RECOMMENDATIONS FOR USE**

.....

- Use head down, adjust the position of the aerosol in the equipment used to give an application height that produces the desired line width.
- BEFORE USE: Shake the can vigorously in an upside down position to thoroughly mix the paint, continue shaking even after having clearly heard the ball bearings.
- AFTER USE: Purge head up (until gas only comes out) to clean the valve and nozzle.

# PROTECT LINE

## WATER-BASED PROTECTIVE VARNISH

PROTECT LINE is an aqueous phase protective varnish that lengthens the life of lines marked using paint from the TRACING and TRACING PLUS ranges by improving resistance to heavy traffic.  
Apply 1 or 2 coats using a roller, brush or spray.  
Waterproofs and protects against stains and dust.  
Good resistance to scuffing and scratching.



REFERENCE  
442200



## PROPERTIES

- High dry-extract level (33% +/-2%)
- Appearance: milky white becoming transparent when dry
- Finish: satin
- Quantity required: 15 a 50 m<sup>2</sup>/l depending on the application surface and dilution
- Drying: 2 to 4 hours
- Time before the surface can be used (traffic-ready): 24 to 48 hours
- Application temperature: +5°C to +30°C
- Density: 1.05

## SPECIFICATIONS

### Composition

Aqueous dispersion of metallic acrylic resins mixed with a wax emulsion.  
White, odourless liquid that can be diluted with water forming a transparent satin-finish coat once dry.

### Application method

Manually or using our application equipment (paint roller...)  
Drying Time: 15 to 20 min

### Health and safety

Safety data sheets are available on the internet free of charge: [www.quick-fds.com](http://www.quick-fds.com)


## RECOMMENDATION FOR USE

- Easy to use, containing only one component, it requires neither special training nor any sophisticated application equipment.
- Dilution: can be used neat or diluted with water (between 5% and 15%) according to requirements
- Sensitive to frost
- The unused product should be stored at a temperature between 5°C and 25°C in a dry, well-ventilated area
- Store in a frost-free place, can be kept for 18 months in the original, unopened packaging
- Keep all packaging tightly closed, carefully close after opening and keep upright
- Keep away from sources of ignition, heat and sunlight



# MARKING PAINT ACCESSORIES AND RELATED PRODUCTS

For the use of marking sprays, Soppec offers a range of marking trolleys depending on the nature of the surface and the work involved.  
Also, a range of stencils allows to complete the offer.





# LINE-MARKING TROLLEY

.....

**The SOPPEC line-marking trolley is specifically designed for the TRACING® and TRACING® PLUS range of line markers.**

## SPECIFICATIONS

It is composed of two sections:

- A cradle that fits onto a marking wand, which together make up the trolley.

A multipurpose tool that adapts to take both 500 ml aerosols and the larger 750 ml size.

Manoeuvrable, precise and stable throughout the marking procedure, the SOPPEC trolley adapts to a wide range of different surfaces. It can be used for diverse and varied marking work, wherever straight or curved lines are required:

- Car parks, roads and paths, all types of storage areas and warehousing...



.....

# 4 WHEEL TROLLEY WITH STORAGE FOR AEROSOL CANS

.....

**A marking trolley in a single unit with the advantage of also being able to carry spare aerosol cans whilst marking lines.**

**Its off-set design makes it easy to paint lines close to a wall whilst enabling the operator to see the line being marked.**

**It can be used on a range of different surfaces and is exclusively designed for using the TRACING® and TRACING® PLUS line markers.**



# TRACING® SPORT TROLLEY

.....

This trolley is specially designed for marking grass sports fields.  
It can also be used on other surfaces using products from the Tracing® range.

## PROPERTIES

- A very strong chassis and four pneumatic wheels giving good stability during marking.
- Adjust the spray position height for line widths of 5 cm to 12 cm. Ideal for marking multisport grass fields.
- Comfortable to use with height-adjustable double handlebars, offset to give a clear view of the line during marking.
- Handlebars can be dismantled for easy transport.
- Storage capacity for 6 additional aerosols.
- Wind protection.

*Example of use:*

*To mark out a football field,  
5-7 Tracing® Sport aerosols will be required  
for the initial marking, 4 aerosols  
will then be sufficient for regular maintenance  
(every 2 weeks).*

**REFERENCE  
441610**



# HANDHELD AEROSOL GUN

.....

The new plastic aerosol gun grip from SOPPEC is lightweight and purpose-designed for professional line marking. With its new design and new materials, it meets the needs of the most demanding user. Can be used with aerosol cans of various sizes and can be personalised for your own brand, it is also an essential tool when marking with stencils. Avoids discomfort and reduces the fatigue caused by long periods of marking.

- Marking accessories (straight lines/circles): cord reel and pickets.



REFERENCE  
432447

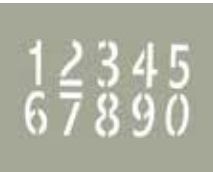
.....

# STENCILS

.....


A range of standard stencils is available: arrows, numbers, current symbol such as pedestrian crossing  
These stencils are made in PVC; they can be reusable after cleaning with a solvent.


|   |                                      |  |                                     |
|---|--------------------------------------|--|-------------------------------------|
| DISABLED 0.25 X 0.30<br>REF. 451720             | “STOP” SYMBOLS<br>REF. 451729        | 2 ARROWS TAILS<br>REF. 451727                    | SQUARE 500 X 500<br>REF. 451730     |
| PEDESTRIAN CROSSING<br>860 X 530<br>REF. 451756 | SYMBOL NUMBERS 0 TO 9<br>REF. 451722 | DISABLED SYMBOL<br>REF. 451721                   | CYCLE LANE 860 X 530<br>REF. 451755 |
| LETTERS K TO T<br>REF. 451724                   | LARGE ARROW HEAD<br>REF. 451726      | TRIANGLE + SLIPPERY<br>SURFACE REF. 451732       | LETTERS A TO J<br>REF. 451723       |
| LETTERS U TO Z<br>REF. 451725                   | SCHOOL WARNING SYMBOL<br>REF. 451728 | SNOWFLAKE TRIANGLE<br>(300 X 295)<br>REF. 451731 |                                     |





# COMMON USES

| PRODUCT PERFORMANCE   | PRIVATE PARKING, PRIVATE ROADS CIRCULATION (ASPHALT ,CONCRETE)                | SCHOOL MARKING, MULTISPORTS FIELDS, ASPHALT, CONCRETE | HORIZONTAL MARKING : FACTORY HALL, LOGISTIC WAREHOUSES | HORIZONTAL MARKING STORAGE AND PRODUCTION FOOD SUPPLIES | MARKING GRASS SPORTS FIELDS (AMERICAN FOOTBALL, HAND BALL, GOLFS....) |
|---|---|---|--|---|---|
| VISIBILITY OF LINES   | +++   | +++   | ++   | ++  | ++++  |
| USE ON WET SURFACE  | +++   | +++   | +++  | ++  | ++  |
| MARKING DURATION  | ++  | ++  | +++  | ++  | +   |
| TEMPERATURE OF USE  | 5°/50°C   | 5°/50°C   | 5°/50°C  | 5°/50°C   | 5°/50°C   |
| STAINS RESISTANT  | ++  | ++  | +++  | +++   | +   |
| SMOOTH GROUNDS ADHESION   | +   | +   | +++  | +++   | -   |
| TEAR RESISTANT  | +++   | ++  | +++  |   | +   |
| COVERING POWER  | ++  | ++  | +++  | +++   | ++  |
| CERTIFICATION  | -   | -   | +++  | +++   | -   |
| MORE ENVIRONMENTALLY FRIENDLY PRODUCTS  | tracing and tracing 750   | tracing and tracing 750                               | Tracing Plus   | Tracing Plus  | Tracing Sport   |
| APPLICATION ACCESSORIES   | 4-wheel trolley, sport trolley, 4-wheel trolley with storage for aerosol cans |   |  |   | specific sport trolley  |
| COMPLEMENTARY PRODUCTS  | stencils, protect line  |   |  |   | stencils  |





# **SOPPEC**

**Distribué par/ Distributed by :**

**Technima Central**  
**Kreuzerweg 77955 Ettenheim**  
**GERMANY**  
**T. +49(0) 7822 789 00 10**

**Technima Nordic**  
**Krokslätts torg 5 SE-431 37 Mölndal**  
**SWEDEN**  
**T. +46 (031) 102 190**

**Technima Benelux**  
**Hambakenwetering 22A**  
**5231 DC 's- Hertogenbosch**  
**NETHERLANDS**  
**T. +31 736 314 345**

**CIA Technima SUD EUROPA**  
**SRL- Via Santa Brigida,**  
**43- 10060 Roletto (TO)**  
**ITALY**  
**T. +39 0121 542 542**

**Soppec**  
**Z.I. 16440 NERSAC**  
**FRANCE**  
**Tél. +33 (0)5 45 90 93 12**  
**Fax. +33 (0)5 45 90 58 67**

**[www.soppec.com](http://www.soppec.com)**